
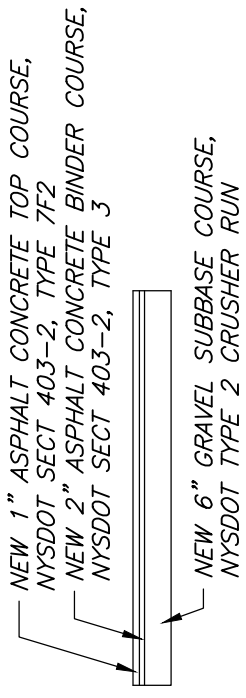


GRAVEL SHOULDER SECTION


- NOTES:
- EXISTING ROAD, SHOULDER, AND DRIVEWAY SECTIONS WHICH ARE DISTURBED SHALL BE REPLACED IN KIND USING THE VARIOUS TYPICAL SECTIONS AS SHOWN OR ORDERED BY THE ENGINEER.
 - ALL SEAMS BETWEEN EXISTING AND NEW ASPHALT SURFACES SHALL BE PRIMED AND SEALED WITH ASPHALT FILLER CORRESPONDING TO THE MATERIAL REQUIREMENTS OF NYSDOT MATERIAL DESIGNATION 702-05 OR 702-3401. THE COST TO BE INCLUDED IN THE VARIOUS WATER MAIN ITEMS.
 - REFER TO MATERIAL LIST, W-03.



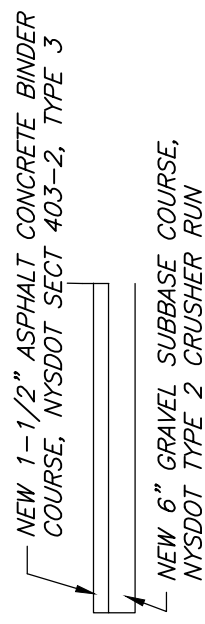
LOCAL ROAD AND SHOULDER SECTION



ASPHALT PARKING LOT/DRIVEWAY SECTION



GRAVEL DRIVEWAY/PARKING AREA SECTION



TEMPORARY PAVEMENT REPAIR

ROAD, SHOULDER, AND DRIVEWAY TRENCH DETAILS

N.T.S.

REVISIONS	DATE	COMMENTS	TOWN OF BATAVIA
			WATER DETAILS
			ROAD/DRIVEWAY TRENCH DETAIL
			DRAWING W-16

ISSUE DATE: JUNE 2015